

PIANI

PIANI

CATALOGO

catalogue

BERLONIBAGNO



PIANI - ELEGANZA ESSENZIALE

Forme pure, spessori rastremati, dettagli tecnici e materiali di pregio sono le basi di questa collezione.

PIANI - ESSENTIAL ELEGANCE

Forme pure, spessori rastremati, dettagli tecnici e materiali di pregio sono le basi di questa collezione.



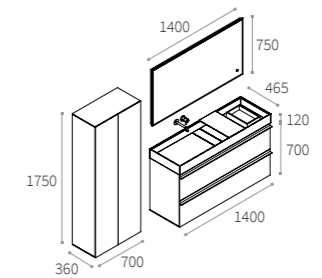




Lavabo PLACE con ripiano sospeso scorrevole e vassoio appoggio in Astone. Un nuovo modo libero di organizzare gli spazi sul piano lavabo.


PLACE washbasin with sliding shelf and Astone tray. A new and free way to organize the spaces on the top of the washbasin.

PIANI 01



Lavabo: PLACE - Astone®
Arredi: legno - 402 NATURALE
Apertura: maniglia esterna

Washbasin: PLACE - Astone®
 Unit: wood - 402 NATURALE
 Opening: external handle



Di enorme pregio l'incastro sartoriale della maniglia sul frontale delle basi, in contrapposizione alla pulizia lineare delle aperture ad impulso di tutte le colonne e pensili laterali.

High-end craft insertion of the frontal handles together with linear design of the push to open fronts for all the columns and wall units.



SEMPLICITÀ ED ELEGANZA STILE E ACCURATEZZA

Il nostro nuovo sistema ad incastro a quarantacinque gradi ci permette di rastremare gli spessori e dare nuove proporzioni nei volumi delle casse e dei frontali.

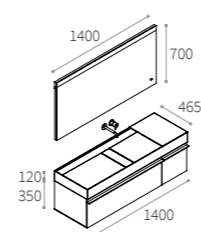
SIMPLICITY AND ELEGANCE, STYLE AND NEATNESS

Our new 45° insert system allows us to taper the thicknesses giving new proportions in the volumes of the carcasses and the frontals.





PIANI 02



Lavabo: PLACE - Astone®
Arredi: laccato opaco - 110 BIANCO
Apertura: maniglia esterna

Washbasin: PLACE - Astone®
Unit: matt lacquered - 110 BIANCO
Opening: external handle



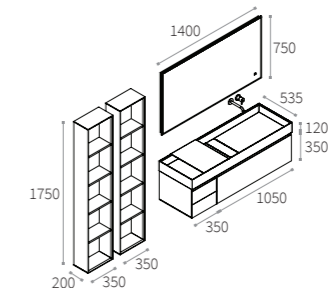




Molto pratici ed eleganti i nuovi accessori interni per cassetti realizzati in legno massello tinto grigio e plexy fumé. In alto, gli elementi a giorno evidenziano in maniera chiara l'elegante sistema di innesto delle casse a quarantacinque gradi.

The new internal accessories for drawers made of solid wood in matt grey colour and in plexy fumé material have a practical and elegant design. At the top, the elegant system of the 45° connections shown in the open elements.

PIANI 03



Lavabo: PLACE - Astone®
 Arredi: laccato opaco - 126 OMBRA
 Apertura: maniglia canale

Washbasin: PLACE - Astone®
 Unit: matt lacquered - 126 OMBRA
 Opening: grooved handle



Piletta a scarico libero bianco opaco, con lastra copripiletta in Astone rimovibile per una facile pulizia.

Free draining sink waste in matt white finish with removable drain cover in Astone.

Lavabo PLACE CON.
Massima libertà di installazione della rubinetteria sul bordo posteriore (posizionabile al centro, destra, sinistra, doppio foro e su misura richiesta).

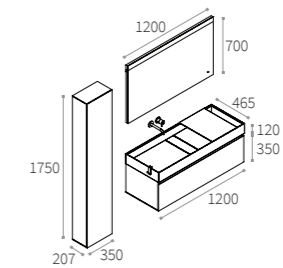
PLACE CON washbasin.
 Maximum freedom for the tap installation (center, right and left position, double hole and customized position).



Il porta asciugamani a posizionamento libero SIDE, pratico e quasi invisibile, è un accessorio studiato per i lavabi PLACE e PLACE CON, interamente realizzato in alluminio laccato bianco opaco.

SIDE towel hook: practical and almost invisible accessory, it is designed for PLACE and PLACE CON washbasins, entirely realized in matt lacquered white aluminium.

PIANI 04



Lavabo: PLACE - Astone®
 Arredi: legno - 402 NATURALE
 Apertura: maniglia canale

Washbasin: PLACE - Astone®
 Unit: wood - 402 NATURALE
 Opening: grooved handle

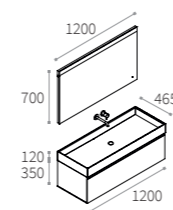


BLOCK, specchiera con interruttore touch frontale (interruttore sempre acceso per illuminazione notturna di cortesia), luce diretta frontale e indiretta inferiore. Lo specchio è anche dotato di regolatore di temperatura luce led (da 2700 K a 6000 K) e di sistema anti appannamento della lastra attivo con illuminazione accesa.

BLOCK, mirror with frontal ON/OFF sensor switch (the switch is always on, working as a night courtesy light). The mirror is equipped with a led dimmer (2700 K / 6000 K) and anti-fog system.



PIANI 05



Lavabo: PLACE - Pietra Naturale
621 CARRARA BIANCO OPACO
Arredi: legno - 406 CENERE
Apertura: maniglia esterna

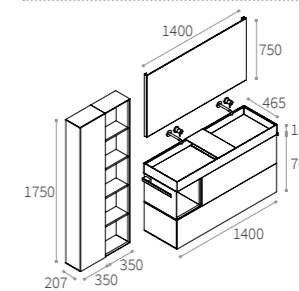
Washbasin: PLACE - Natural Stone
621 CARRARA BIANCO OPACO
Unit: wood - 406 CENERE
Opening: external handle







PIANI 06

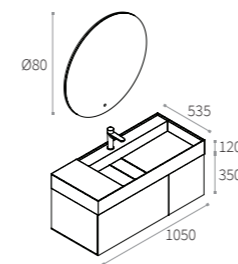


Lavabo: PLACE - Astone®
Arredi: legno - 402 NATURALE
 laccato opaco - 110 BIANCO
Apertura: impulso

Washbasin: PLACE - Astone®
 Unit: wood - 402 NATURALE
 matt lacquered - 110 BIANCO
 Opening: push and pull system



PIANI 07



Lavabo: PLACE CON - Astone®
Arredi: laccato opaco - 146 MIRTO
Apertura: impulso

Washbasin: PLACE CON - Astone®
 Unit: matt lacquered - 146 MIRTO
 Opening: push and pull system



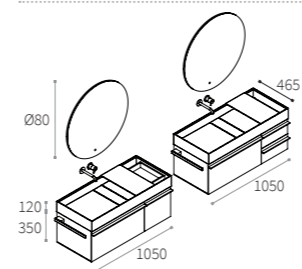
MA è un nuovo porta asciugamani in appoggio a terra, realizzato con tondino metallico e disponibile in finitura bianco opaco e nero opaco.

MA is a new free standing towel holder in metal finish, available in matt white and matt black colour.





PIANI 08



Lavabo: PLACE - Astone®
Arredi: laccato opaco - 125 ARDESIA
Apertura: maniglia esterna

Washbasin: PLACE - Astone®
Unit: matt lacquered - 125 ARDESIA
Opening: external handle



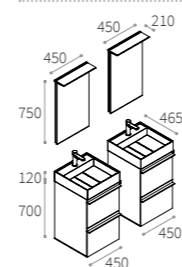
Anche il porta asciugamani laterale NET, come le maniglie della collezione, può essere laccato in tutte le finiture lucide e opache delle basi.

Same as the handles, also the NET lateral towel holder can be lacquered in every gloss and matt finish of the furnishing collection.






PIANI 09



Lavabo: PLACE CON - Astone®
 Arredi: laccato opaco - 110 BIANCO
 Apertura: maniglia esterna - BRILL

Washbasin: PLACE CON - Astone®
 Unit: matt lacquered - 110 BIANCO
 Opening: external handle - BRILL

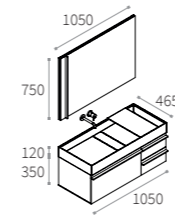


Gli arredi PIANI possono essere completati con uno zoccolo regolabile per appoggio a terra, disponibile nelle stesse finiture delle basi laccate e legno.

The PIANI units can be completed with an adjustable baseboard for standing furnishing, available with the same lacquered and veneer finishes.



PIANI 10



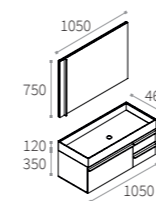
Lavabo: PLACE - Astone®
Arredi: laccato opaco - 124 QUARZO
Apertura: maniglia esterna

Washbasin: PLACE - Astone®
Unit: matt lacquered - 124 QUARZO
Opening: external handle





PIANI 11



Lavabo: PLACE - Pietra Naturale
627 GRIGIO VENATO LUCIDO
Arredi: laccato opaco - 124 QUARZO
Apertura: maniglia esterna

Washbasin: PLACE - Natural Stone
627 GRIGIO VENATO LUCIDO
Unit: matt lacquered - 124 QUARZO
Opening: external handle



CONTENERE CON ELEGANZA E PRATICITÀ

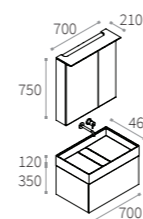
Oltre al lato estetico, Piani è davvero una collezione ricca di contenitori funzionali. Grandi cassetti con spazi organizzati e specchi contenitori per riporre qualsiasi oggetto del vostro vivere quotidiano, innumerevoli anche gli accessori interni ed esterni.

CONTAINING WITH ELEGANCE AND CONVENIENCE

Beyond the aesthetics, Piani is a collection full of functional spaces. Wide drawers with organized spaces and mirror cabinets to contain your everyday life objects, countless internal and external accessories.



PIANI 12



Lavabo: PLACE - Astone®
Arredi: laccato opaco - 110 BIANCO
Apertura: impulso

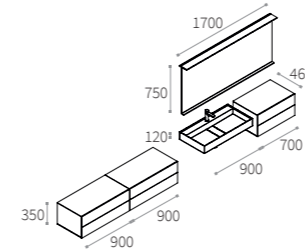
Washbasin: PLACE - Astone®
Unit: matt lacquered - 110 BIANCO
Opening: push and pull system







PIANI 13



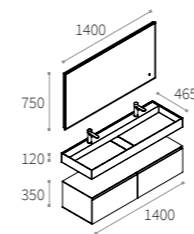
Lavabo: PLACE CON - Astone®
Arredi: legno SOLID 450 NATURA
Apertura: impulso

Washbasin: PLACE CON - Astone®
 Unit: legno SOLID 450 NATURA
 Opening: push and pull system





PIANI 14



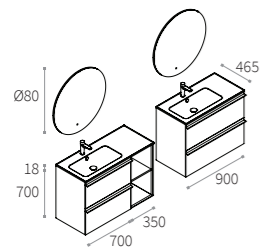
Lavabo: PLACE CON - Astone®
Arredi: laccato opaco - 190 NERO
Apertura: maniglia canale

Washbasin: PLACE CON - Astone®
Unit: matt lacquered - 190 NERO
Opening: grooved handle





PIANI 15




Lavabo: EDGE - Mineralmatt
 Arredi: laccato opaco - 166 MALVA
 Apertura: maniglia esterna

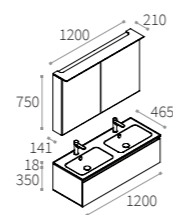
Washbasin: EDGE - Mineralmatt
 Unit: matt lacquered - 166 MALVA
 Opening: external handle







PIANI 16



Lavabo: EDGE - Mineralmatt
Arredi: legno - 406 CENERE
Apertura: maniglia canale

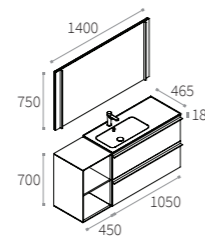
Washbasin: EDGE - Mineralmatt
 Unit: wood - 406 CENERE
 Opening: grooved handle







PIANI 17



Lavabo: EDGE - Mineralmatt
Arredi: laccato opaco - 127 CEMENTO
Apertura: maniglia esterna

Washbasin: EDGE - Mineralmatt
Unit: matt lacquered - 127 CEMENTO
Opening: external handle

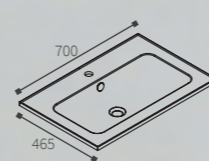


EDGE

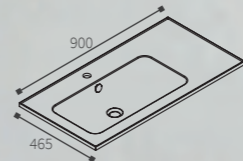
EDGE è una serie di lavabi realizzati in Mineral in più larghezze, disponibili in finitura bianco opaco Mineralmatt e bianco lucido Mineralgloss. Nonostante la profondità ridotta a 46,5 cm, il bacino lavabo rimane molto ampio e può essere richiesto sia con foro rubinetto che senza. Il funzionale bordo salvagoccia perimetrale ne caratterizza la linea dal punto di vista estetico.

EDGE is a collection of washbasins made in Mineralgloss and Mineralmatt available in different sizes. Despite the reduced depth of 46,5 cm the integrated sink remains wide and can be ordered with or without tap hole.

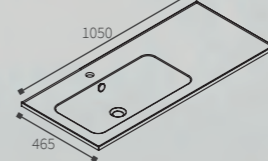
EDGE 70 - CX



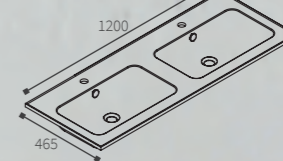
EDGE 90 - SX



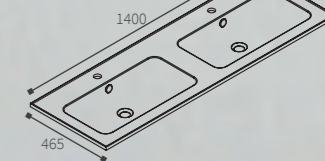
EDGE 105 - SX



EDGE 120 - 2X



EDGE 140 - 2X



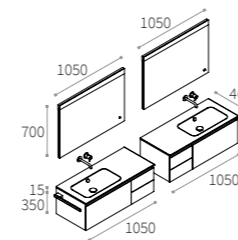
Con i lavabi viene fornito l'elegante tappo per il foro troppopieno in tre finiture (bianco opaco, bianco lucido e cromato).

The elegant overflow cover is now available in 3 finishes (matt white, gloss white and chromed finish).





PIANI 18



Top: LINE - Mineralmatt
Arredi: laccato opaco - 110 BIANCO
Apertura: maniglia canale

Top: LINE - Mineralmatt
 Unit: matt lacquered - 110 BIANCO
 Opening: grooved handle

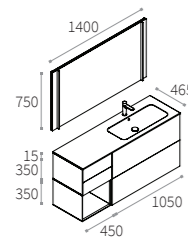
Top con lavabo integrato LINE in Mineralmatt, disponibile in tutte le larghezze e profondità degli arredi della collezione. Personalizzabile anche la realizzazione del foro rubinetteria.

Top in MineralMatt with LINE integrated sink, available in all the widths and depths of the furnishing collection. Available with or without tap hole.





PIANI 19



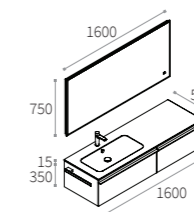
Top: LINE - Mineralmatt
Arredi: legno laccato - R 124 QUARZO
Apertura: impulso

Top: LINE - Mineralmatt
Unit: lacquered wood - R 124 QUARZO
Opening: push and pull system





PIANI 20




Top: LINE - Mineralmatt
Arredi: laccato opaco - 110 BIANCO
Apertura: maniglia esterna

Top: LINE - Mineralmatt
Unit: lacquered wood - 110 BIANCO
Opening: external handle



Ampi e capienti, i grandi cassetti possono essere organizzati al centimetro per riporre qualsiasi oggetto si desidera, dai porta flaconi e porta asciugacapelli per i cassetti più grandi ai divisori scorrevoli necessari per riporre e dividere anche gli oggetti più piccoli.

The wide drawers can be well organized to contain whatever you want. Bottle/hairdryer holder for the big drawers, sliding trays and dividers for the smaller ones.



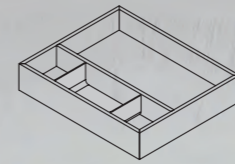
ACCESSORI INTERNI PER CASSETTI

Per una perfetta organizzazione degli spazi all'interno dei cassetti abbiamo realizzato una serie completa di accessori che permetteranno di contenere dai piccoli oggetti di uso quotidiano ai flaconi e asciugacapelli.

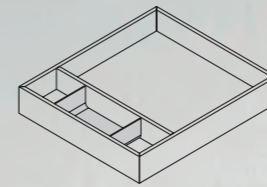
INTERNAL ACCESSORIES FOR DRAWERS

For a perfect space organization we realized a complete set of internal useful accessories to place your small daily things, bottles and hair dryer.

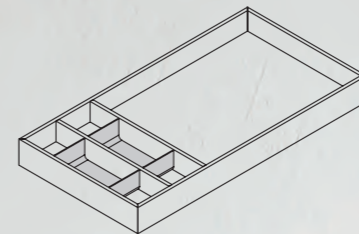
Porta oggetti
Wooden tray



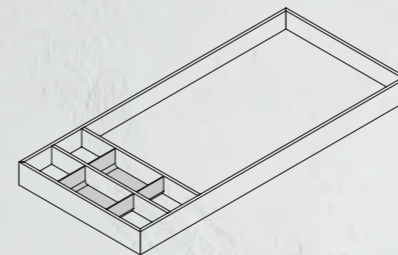
A L 267 P 320/370 H 60



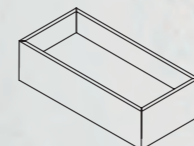
B L 367 P 320/370 H 60



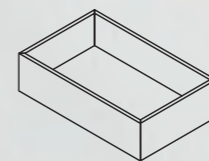
C L 617 P 320/370 H 60



D L 817 P 320/370 H 60

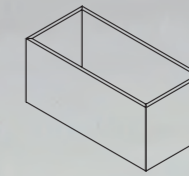


E L 150 P 320/370 H 60

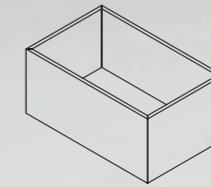


F L 200 P 320/370 H 60

Porta flaconi / asciugacapelli
Bottle / hair dryer holder

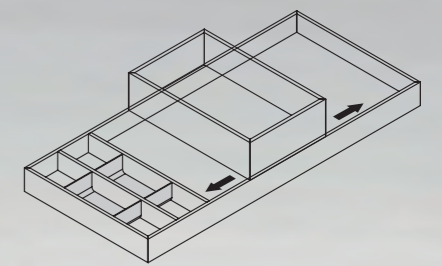


G L 150 P 320/370 H 147



H L 200 P 320/370 H 147

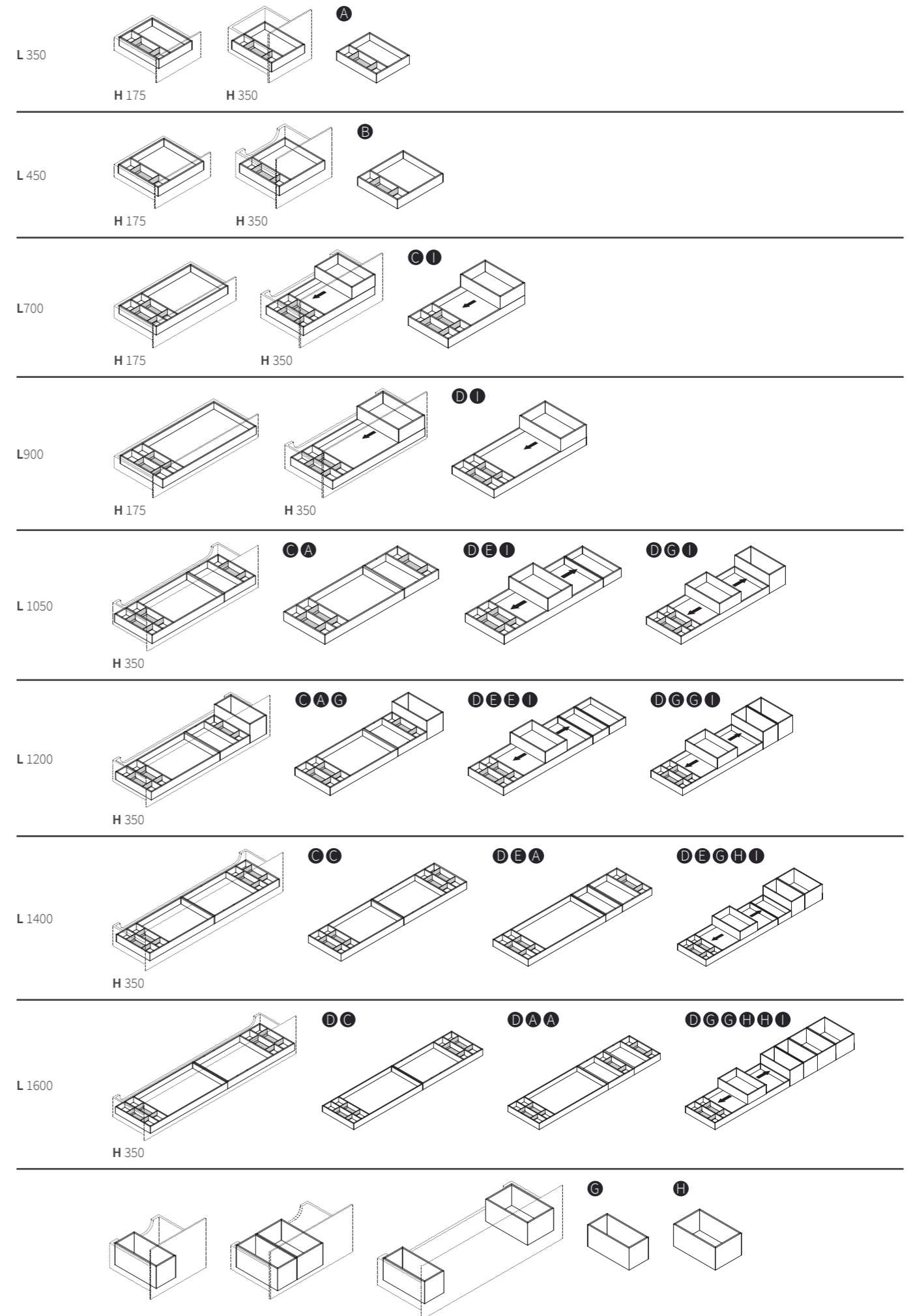
Porta oggetti scorrevole
Sliding wooden tray



I L 200 P 320/370 H 86

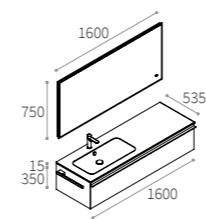
INFINITE COMPOSIZIONI

UNLIMITED COMPOSITIONS






PIANI 21



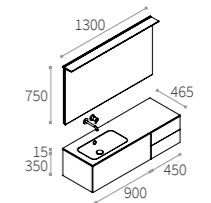
Top: LINE - Mineralmatt
Arredi: legno - 406 CENERE
Apertura: maniglia esterna
Portasciugamani: laccato opaco - 125 ARDESIA

Top: LINE - Mineralmatt
Unit: wood - 406 CENERE
Opening: external handle
Towel hanger: matt lacquered - 125 ARDESIA





PIANI 22



Top: LINE - Mineralmatt
Arredi: legno SOLID 451 GRIGIO
Apertura: impulso

Top: LINE - Mineralmatt
Unit: legno SOLID 451 GRIGIO
Opening: push and pull system

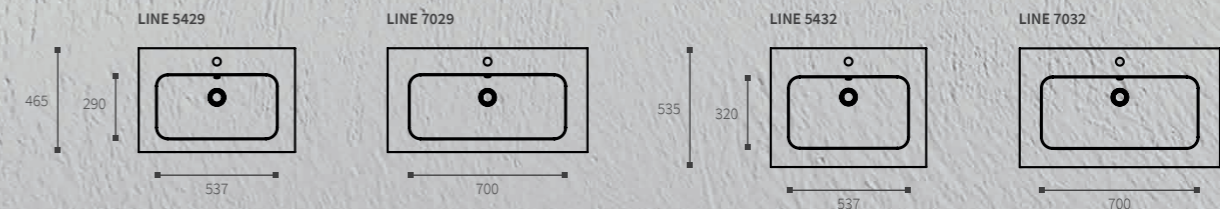


LINE

LINE è il lavabo che può essere inserito nei nostri top integrati a misura in Mineralmatt (bianco opaco) e Mineralgloss (bianco lucido). Per rispondere al meglio a tutte le richieste di utilizzo, abbiamo realizzato la gamma in due larghezze disponibili in entrambe le profondità del nostro componibile (46,5 e 53,5 centimetri).

LINE

LINE is our washbasin that can be integrated in the MINERALGLOSS and MINERALMATT tops. For a better choice two different sizes in width and depth are now available to match our furnishings modularity (46,5 and 53,5 cm).



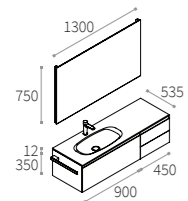
Con i top viene fornito l'elegante tappo per il foro troppopieno in tre finiture (bianco opaco, bianco lucido e cromato).

The elegant overflow cover is now available in 3 finishes (matt white, matt gloss and chromed finish).





PIANI 23



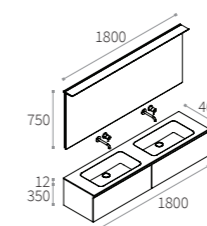
Top: SOFT - Astone®
Arredi: laccato opaco - 110 BIANCO
Apertura: maniglia canale

Top: SOFT - Astone®
 Unit: matt lacquered - 110 BIANCO
 Opening: grooved handle





PIANI 24



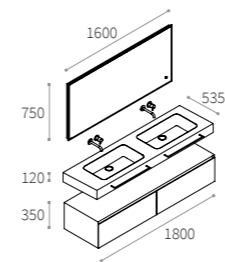
Top: NY - Astone®
 Arredi: legno - 402 NATURALE
 Apertura: maniglia canale

Top: NY - Astone®
 Unit: wood - 402 NATURALE
 Opening: grooved handle





PIANI 25



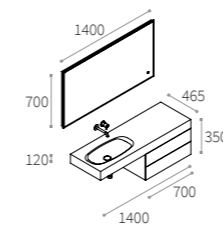
Top: NY - Astone®
Arredi: laccato opaco - 110 BIANCO
Apertura: maniglia canale

Top: NY - Astone®
Unit: matt lacquered - 110 BIANCO
Opening: grooved handle





PIANI 26



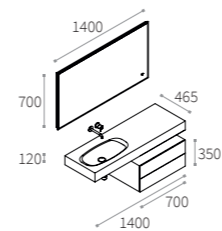
Top: SOFT - Astone®
 Arredi: legno VINTAGE 455 INKIOSTRO
 Apertura: impulso

Top: SOFT - Astone®
 Unit: legno VINTAGE 455 INKIOSTRO
 Opening: push and pull system





PIANI 27



Top: SOFT - Astone®
Arredi: legno VINTAGE 455 INKIOSTRO
Apertura: impulso

Top: SOFT - Astone®
Unit: legno VINTAGE 455 INKIOSTRO
Opening: push and pull system



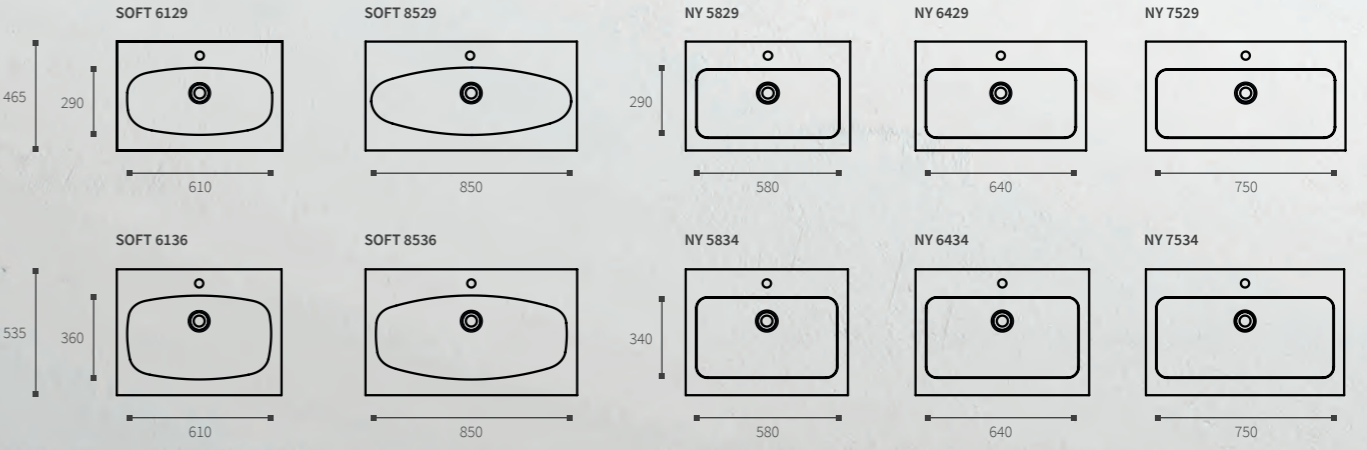


SOFT - NY

SOFT e NY sono due collezioni di lavabi utilizzabili per tutti i piani integrati in Astone. Dalle forme più morbide la prima, molto più lineare la seconda, sono disponibili in molteplici larghezze e profondità perfettamente adattabili alla nostra componibilità. Entrambi i modelli vengono forniti con piletta fissa a scarico libero in Astone.

SOFT - NY

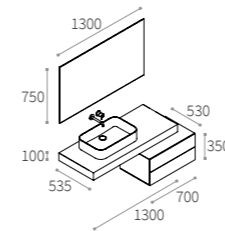
SOFT and NY are 2 washbasins shapes to be integrated in all our ASTONE tops. Both the softer design of the first one and the more linear of the second one are available in different widths and depths matching our furnishings modularity. These tops are always equipped with an Astone free draining plug.







PIANI 28



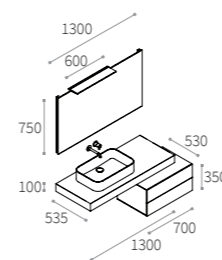
Lavabo: THIN - 110 BIANCO OPACO
Top: legno VINTAGE 456 STUCCO
Arredi: laccato opaco - 110 BIANCO OPACO
Apertura: impulso

Washbasin: THIN - 110 BIANCO OPACO
Top: legno VINTAGE 456 STUCCO
Unit: matt lacquered - 110 BIANCO OPACO
Opening: push and pull system





PIANI 29



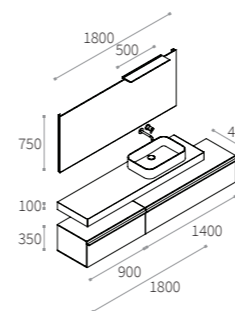
Lavabo: THIN - 110 BIANCO OPACO
Top: legno VINTAGE 456 STUCCO
Arredi: laccato opaco - 110 BIANCO OPACO
 legno VINTAGE 456 STUCCO
Apertura: impulso

Washbasin: THIN - 110 BIANCO OPACO
 Top: legno VINTAGE 456 STUCCO
 Unit: matt lacquered - 110 BIANCO OPACO
 legno VINTAGE 456 STUCCO
 Opening: push and pull system





PIANI 30



Lavabo: THIN - 128 PIETRA OPACO
Top: legno VINTAGE 455 INKIOSTRO
Arredi: laccato opaco - 128 PIETRA
Apertura: maniglia esterna

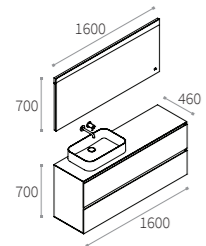
Washbasin: THIN - 128 PIETRA OPACO
Top: legno VINTAGE 455 INKIOSTRO
Unit: matt lacquered - 128 PIETRA
Opening: external handle







PIANI 31



Lavabo: THIN - 100 BIANCO LUCIDO
Arredi: laccato lucido - 100 BIANCO
Apertura: maniglia esterna

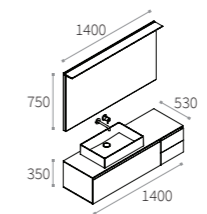
Washbasin: THIN - 100 BIANCO LUCIDO
 Unit: gloss lacquered - 100 BIANCO
 Opening: external handle







PIANI 32



Lavabo: SQUARE - 110 BIANCO OPACO
Arredi: legno - 406 CENERE
Apertura: maniglia canale

 Washbasin: SQUARE - 110 BIANCO OPACO
 Unit: wood - 406 CENERE
 Opening: grooved handle

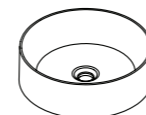
LAVABI APPOGGIO COLORATI

Nuove forme, nuove misure e nuovo colore. La ceramica acquisisce una nuova anima, un nuovo tatto, riflette nuova luce attorno alla quale abbinare infinite soluzioni materiche, strutturali e cromatiche.

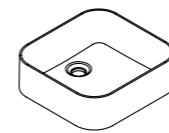
COLOURED CERAMIC WASHBASINS

New shapes, new sizes and new colours. The ceramic has a new soul, a new touch and shining all around, matching with new materic and chromatic solutions.

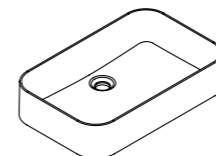




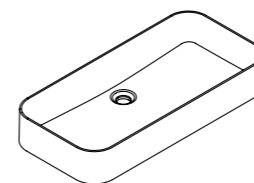
THIN D. 40 - LAV THN AP 00 R 02
L 40,5 P 40 H 125




THIN L. 40 - LAV THN AP 00 R 03
L 40,5 P 38 H 125

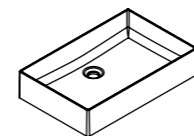


THIN L. 60 - LAV THN AP 00 R 01
L 60,5 P 38 H 125

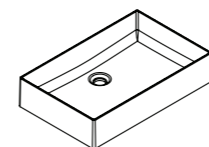


THIN L. 80 - LAV THN AP 00 R 04
L 80,5 P 38 H 125

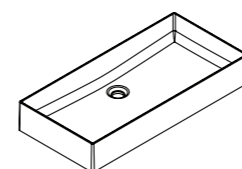




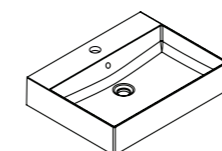

SQUARE L. 50 - LAV SQU AP 00 R 01
L 50,5 P 38 H 12,5



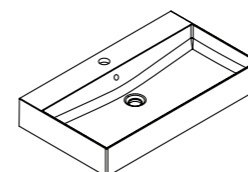
SQUARE L. 60 - LAV SQU AP 00 R 02
L 60,5 P 38 H 12,5



SQUARE L. 80 - LAV SQU AP 00 R 03
L 80,5 P 38 H 12,5



SQUARE 2 L. 60 - LAV SQ2 AP 00 R 01
L 60,5 P 46 H 12,5

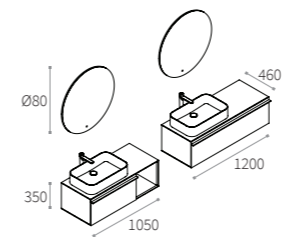


SQUARE 2 L. 80 - LAV SQ2 AP 00 R 02
L 80,5 P 46 H 12,5





PIANI 33

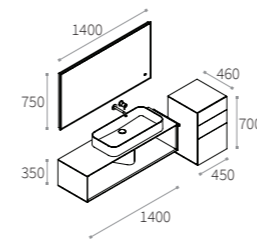


Lavabo: THIN - 176 CRETA OPACO
Arredi: legno laccato - R 176 CRETA
Apertura: maniglia esterna

Washbasin: THIN - 176 CRETA OPACO
 Unit: lacquered wood - R 176 CRETA
 Opening: external handle



PIANI 34



Lavabo: THIN - 110 BIANCO OPACO
Arredi: legno - 402 NATURALE
Apertura: impulso

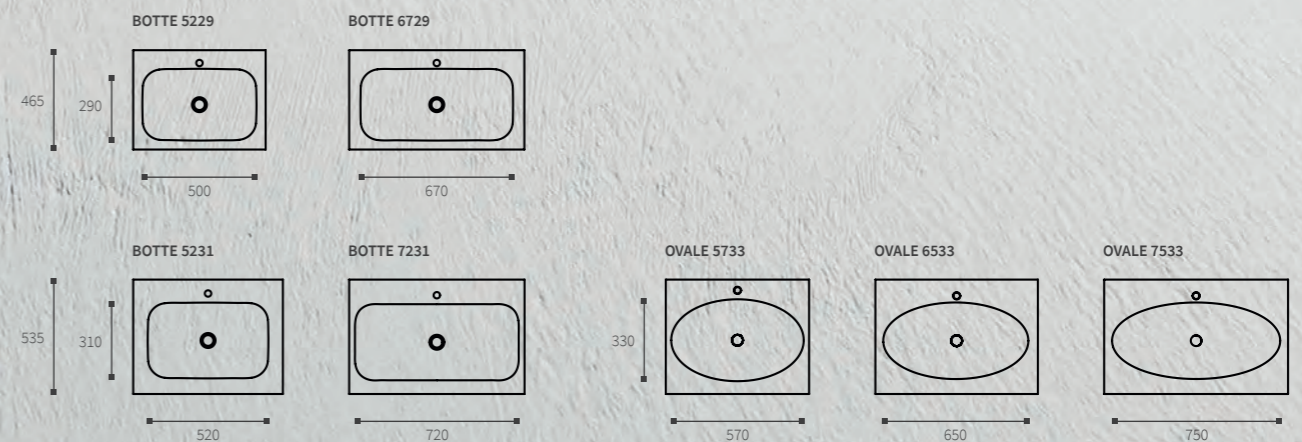
Washbasin: THIN - 110 BIANCO OPACO
 Unit: wood - 402 NATURALE
 Opening: push and pull system

BOTTE - OVALE

BOTTE e OVALE sono due lavabi utilizzabili per tutti i piani integrati in cristallo (lucido, satinato e levigato opaco), laccati in tutti i colori della gamma Berloni Bagno. Entrambi i modelli vengono forniti con piletta fissa a scarico libero in cristallo nella stessa finitura del lavabo.

BOTTE - OVALE

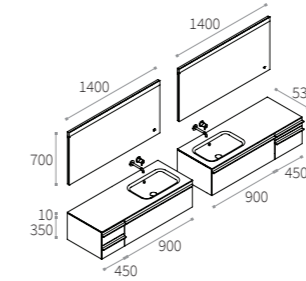
BOTTE and OVALE are 2 washbasin shapes that can be integrated in every glass top (gloss, matt and smooth finishes). Lacquered in all the BERLONI BAGNO colours, both models include the glass free draining plug in the same finish of the washbasin.







PIANI 35




Top: BOTTE - Cristallo opaco - 175 BRONZO
Arredi: laccato opaco - 175 BRONZO
 cristallo opaco - 175 BRONZO
Apertura: maniglia esterna - BRILL

Top: BOTTE - Matt glass - 175 BRONZO
Unit: matt lacquered - 175 BRONZO
 matt glass - 175 BRONZO
Opening: external handle - BRILL

Prezioso l'incastro della maniglia frontale con la lastra in vetro satinato e laccato dei frontali.

Precious craft insertion of the handle either on the satin glass or on lacquered surface of the frontals.





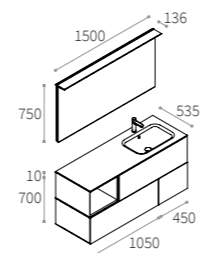
Con la specchiera Block, il colore della luce può essere regolato con una semplice pressione dell'interruttore touch frontale (2700/6000 K). Per un perfetto funzionamento nell'ambiente bagno, lo specchio è anche dotato di sistema anti appannamento.

With the BLOCK mirror the colour of the light can be adjusted with a simple finger pression on the frontal switch (2700/6000 K). For a perfect use inside your bathroom the mirror is also equipped with an anti-fog system.





PIANI 36



Top: BOTTE - Cristallo opaco - 157 NAVY
Arredi: laccato opaco - 157 NAVY
 cristallo opaco - 157 NAVY
Apertura: impulso

Top: BOTTE - Matt glass - 157 NAVY
Unit: matt lacquered - 157 NAVY
 matt glass - 157 NAVY
Opening: push and pull system

**Piano lavabo e frontali
 disponibili in cristallo lucido
 e satinato in tutti i colori della
 nostra cartella LACCATI.**

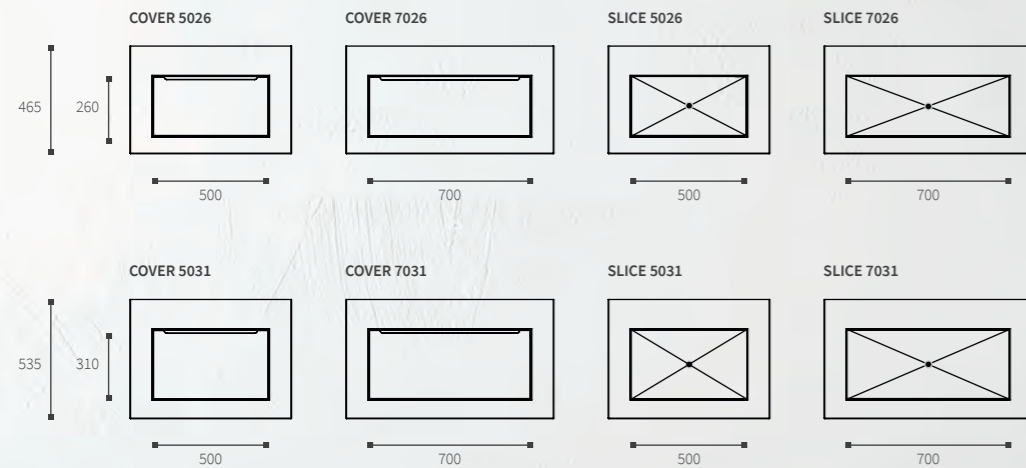
Tops and frontals are available in gloss and satin glass finish in every colour of the lacquered sample folder.

COVER - SLICE

COVER e SLICE sono due lavabi che possono essere inseriti nei piani integrali in gres porcellanato e quarzo. COVER si caratterizza per la tipica lastra copri piletta estraibile, mentre SLICE lascia in evidenza la piletta fissa a scarico libero al centro del lavabo. Entrambi i modelli sono disponibili in diverse larghezze e profondità per inserirsi al meglio nei moduli della nostra componibilità.

COVER - SLICE

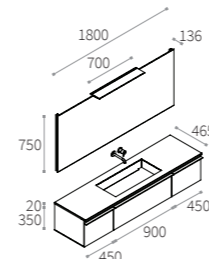
COVER and SLICE are 2 kind of washbasins that can be integrated in every gres and quartz top. COVER model comes with the typical removable drain cover slab while SLICE lets the central free drain plug be visible. Both models are available in different widths and depths to perfectly match with our modularity.







PIANI 37



Top: COVER - Gres - 771 BLACK MARQUINIA OPACO
Arredi: laccato opaco - 127 CEMENTO
 gres - 771 BLACK MARQUINIA OPACO
Apertura: maniglia esterna - BRILL

Top: COVER - stoneware 771 BLACK MARQUINIA OPACO
Unit: matt lacquered - 127 CEMENTO
 stoneware - 771 BLACK MARQUINIA OPACO
Opening: external handle - BRILL



Il lavabo integrato al piano in GRES può essere ordinato nel modello con copripiletta o con piletta esterna cromata a vista.

The gres tops with the integrated sink can be ordered in 2 versions: with the drain cover plate in gres material or with the external and visible chromed plug.



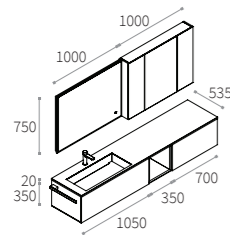


Come per le finiture cristallo, anche per quelle in GRES è possibile realizzare sia il top che i frontali con lo stesso materiale.

Same as with the glasses, also with GRES material, tops and frontals can be realized with the same finish.



PIANI 38



Top: COVER - Gres - 866 WHITE CALACATTA LUCIDO
Arredi: legno - 402 NATURALE
 gres - 866 WHITE CALACATTA LUCIDO
Apertura: impulso

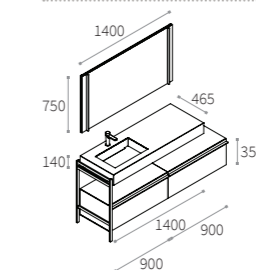
Top: COVER - Stoneware - 866 WHITE CALACATTA LUCIDO
Unit: matt lacquered - 402 NATURALE
 stoneware - 866 WHITE CALACATTA LUCIDO
Opening: push and pull system







PIANI 39



Top: COVER - Gres - 866 WHITE CALACATTA LUCIDO
Arredi: laccato opaco - 125 ARDESIA
Apertura: maniglia esterna

Top: COVER - Stoneware - 866 WHITE CALACATTA LUCIDO
Unit: matt lacquered - 125 ARDESIA
Opening: external handle

FINITURE ARREDI E TOPS

Unit and top finishes

B1 Laccati opachi

Gloss lacquered colours

| | | | | | | |
|---|---|---|---|---|---|---|
| | | | | | | |
| K100 bianco lucido L110 bianco opaco | K102 latte lucido L112 latte opaco | K101 ceramica lucido L111 ceramica opaco | K080 avorio lucido L180 avorio opaco | K071 calce lucido L171 calce opaco | K072 greige lucido L172 greige opaco | K073 limo lucido L173 limo opaco |
| | | | | | | |
| K084 canapa lucido L184 canapa opaco | K085 beige lucido L185 beige opaco | K076 creta lucido L176 creta opaco | K086 sesamo lucido L186 sesamo opaco | K087 malta lucido L187 malta opaco | K074 fango lucido L174 fango opaco | K088 terra lucido L188 terra opaco |
| | | | | | | |
| K075 bronzo lucido L175 bronzo opaco | K082 moka lucido L182 moka opaco | K022 seta lucido L122 seta opaco | K029 polvere lucido L129 polvere opaco | K027 cemento lucido L127 cemento opaco | K024 quarzo lucido L124 quarzo opaco | K025 ardesia lucido L125 ardesia opaco |
| | | | | | | |
| K026 ombra lucido L126 ombra opaco | K028 pietra lucido L128 pietra opaco | K090 nero lucido L190 nero opaco | K051 ghiaccio lucido L151 ghiaccio opaco | K091 cielo lucido L191 cielo opaco | K092 avio lucido L192 avio opaco | K055 genziana lucido L155 genziana opaco |
| | | | | | | |
| K054 acciaio lucido L154 acciaio opaco | K057 navy lucido L157 navy opaco | K064 corallo lucido L164 corallo opaco | K061 india lucido L161 india opaco | K065 granata lucido L165 granata opaco | K066 malva lucido L166 malva opaco | K067 lavanda lucido L167 lavanda opaco |
| | | | | | | |
| K068 mattone lucido L168 mattone opaco | K041 felce lucido L141 felce opaco | K044 olivastro lucido L144 olivastro opaco | K046 mirto lucido L146 mirto opaco | K031 senape lucido L131 senape opaco | 000 RAL e NCS lucidi e opachi* | |

E Legno

Wood colours

| | | | | |
|---------------|--------------|---------------------|-----------|-------------|
| | | | | |
| 401 sbiancato | 402 naturale | 403 miele | 404 corda | 405 tabacco |
| | | | | |
| 406 cenere | 414 argento | 420 acacia combusta | | |

E Legno laccato

Veneer Lacquered

| | | | | | | |
|--------------------|-------------------|----------------------|---------------------|--------------------|--------------------------------|---------------------|
| | | | | | | |
| R110 bianco opaco | R112 latte opaco | R111 ceramica opaco | R180 avorio opaco | R171 calce opaco | R172 greige opaco | R173 limo opaco |
| | | | | | | |
| R184 canapa opaco | R185 beige opaco | R176 creta opaco | R186 sesamo opaco | R187 malta opaco | R174 fango opaco | R188 terra opaco |
| | | | | | | |
| R175 bronzo opaco | R182 moka opaco | R122 seta opaco | R129 polvere opaco | R127 cemento opaco | R124 quarzo opaco | R125 ardesia opaco |
| | | | | | | |
| R126 ombra opaco | R128 pietra opaco | R190 nero opaco | R151 ghiaccio opaco | R191 cielo opaco | R192 avio opaco | R155 genziana opaco |
| | | | | | | |
| R154 acciaio opaco | R157 navy opaco | R164 corallo opaco | R161 india opaco | R165 granata opaco | R166 malva opaco | R167 lavanda opaco |
| | | | | | | |
| R168 mattone opaco | R141 felce opaco | R144 olivastro opaco | R146 mirto opaco | R131 senape opaco | 000 RAL e NCS lucidi e opachi* | |

F1 Legno solid

Legno solid

| | |
|------------|------------|
| | |
| 450 natura | 451 grigio |

F2 Legno vintage

Legno vintage

| | | |
|-----------|---------------|------------|
| | | |
| 454 pieve | 455 inkiostro | 456 stucco |

Q Astone®

Astone®



P1 Mineralgloss


Mineralgloss



White gloss

P2 Mineralmatt

Mineralmatt



Matt white


S6 Cristallo ceramico

Ceramic glass



S1 Cristallo lucido


Polished glass



- C100 bianco lucido
- C110 bianco opaco
- L110 bianco levigato

S2 Cristallo opaco

Matt glass



- C102 latte lucido
- C112 latte opaco
- L112 latte levigato

S3 Cristallo levigato opaco

Frosted glass



| | | | | | | |
|--------------------|-------------------|----------------------|---------------------|--------------------|--------------------------------|---------------------|
| | | | | | | |
| C100 bianco lucido | C102 latte lucido | C101 ceramica lucido | C080 avorio lucido | C071 calce lucido | C072 greige lucido | C073 limo lucido |
| | | | | | | |
| C184 canapa opaco | C185 beige opaco | C076 creta opaco | C086 sesamo opaco | C087 malta opaco | C074 fango opaco | C088 terra opaco |
| | | | | | | |
| C175 bronzo opaco | C182 moka opaco | C122 seta opaco | C029 polvere opaco | C027 cemento opaco | C024 quarzo opaco | C025 ardesia opaco |
| | | | | | | |
| C026 ombra opaco | C028 pietra opaco | C090 nero opaco | C051 ghiaccio opaco | C091 cielo opaco | C092 avio opaco | C055 genziana opaco |
| | | | | | | |
| C154 acciaio opaco | C157 navy opaco | C164 corallo opaco | C061 india opaco | C065 granata opaco | C066 malva opaco | C067 lavanda opaco |
| | | | | | | |
| C168 mattone opaco | C141 felce opaco | C144 olivastro opaco | C046 mirto opaco | C031 senape opaco | 000 RAL e NCS lucidi e opachi* | |

* Maggiorazione per finitura RAL/NCS lucidi e opachi a campione € 110 a composizione / Extra charge for RAL/NCS gloss or matt finish according to the range: € 110 per layout


NOTA / NOTE

- Per l'identificazione esatta delle finiture, far riferimento alle palette campioni colore.
- To clearly identify the right finish, please refer to the colour samples palette.

- I codici con suffisso C / L, identificano le finiture cristallo in abbinamento alle finiture laccate arredi - ATTENZIONE: laccando superfici diverse (arredi, top, specchiere), eventuali differenze di tono non sono da considerarsi motivo di contestazione.
- Our codes with C / L suffix indicate glass finishing matching with furnishings lacquer finishing - ATTENTION: by lacquering different materials (furniture, tops, mirrors) any shade difference cannot be considered valid for complaints.


X Gres

Gres




K Gres a spessore

Full-body gres




N Pietra naturale

Natural stone



R Colori ceramica disponibili*

Available ceramic colours



*** ATTENZIONE:**
I piani ceramici e gli arredi sono laccati con lo stesso grado di colore. Tuttavia trattandosi di due materiali differenti (ceramica ed MDF) i due toni di colore potrebbero risultare non perfettamente identici. Per questo motivo eventuali differenze di colore tra lavabo ed arredo non potranno essere considerate oggetto di contestazione.

*** WARNING:**
The ceramic washbasins and the furnishings are lacquered with the same tone of color. However, even if ordered with the same color, two different materials such as ceramic and mdf can look slightly different. For this reasons eventual differences in colors between the washbasins and the furnishings will not be accepted as a claim.

BERLONI BAGNO

BERLONI BAGNO

BERLONI BAGNO SRL

Via G. di Vittorio, 1 - 61034 Fossombrone (PU)

T. +39 0721 725523 - F. +39 0721 725496

info@berlonibagno.com